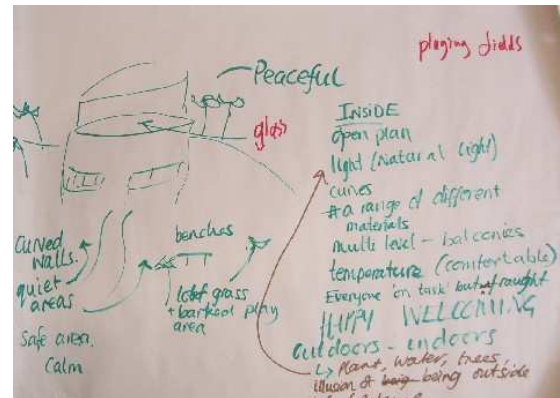
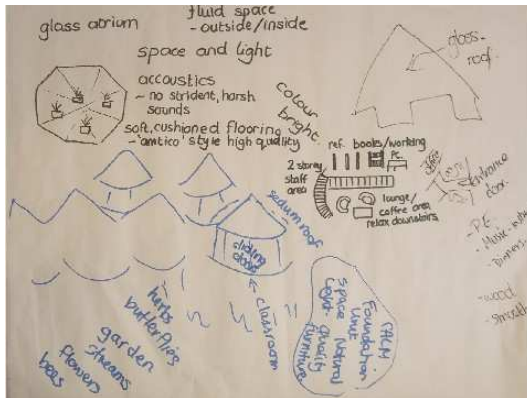


SOUTHWARK PRIMARY
STAFF NOTES
 13/11/2007

1 ONE WORD SUMMARY OF ASPIRATIONS

- Awesome
- Outstanding
- Inspiring
- Ambitious

2 IMPACT/ ENVIRONMENT VISION




- Glass atrium/ glass roof
- Fluid space – outside/ inside
- Space and light
- Acoustics – no strident, harsh sounds
- Soft cushioned flooring – high quality
- Colour
- Bright
- Sliding doors to classroom
- Sedum roof
- Herbs, butterflies, garden, streams, flowers, bees
- Calm foundation unit – space, natural, light, quality furniture
- 2 storey staff area – work area upstairs, lounge, coffee relaxing area downstairs
- wood
- smooth

- Peaceful
- Curved walls
- Quiet areas
- Safe area/ relaxed
- Calm
- Open plan
- Light (natural light)
- Curves
- Glass
- Different materials
- Multi-level – balconies
- Temperature (comfortable)
- Everyone 'on task' but not fraught
- Happy
- Welcoming
- Outdoors/ indoors – plants, water, trees -illusion of being outside
- Lots of grass and barkmat play areas

OPTION 2

Concentrated – high energy – urban



POSITIVES

- Security – knowing where everyone is and safety
- Cohesion
- Sense of togetherness
- Fluidity of movement (diff access)
- Open some of building out of school hours

CHALLENGES

- Shared space – does it have impact on individual spaces – noise
- No sense of space
- No easy movement
- Noise levels
- Difficult to include community during day
- Too similar to childrens normal environment
- More difficult to extend and modify building

4 BIG SCHOOL: SPACES AND ACTIVITIES

- Offices – boardroom style for meeting and to be split – one small, one large room
- Staff rooms – 1 large, multi-function room, upper working and reference area, lower seating/ eating area
- 2 other smaller staff areas and toilets around school so that staff can access without having to return to main staff room
- Staff – message boards – digital display around school for instant communication
- Eating – staff and children – near to office so admin are close
- 2 or 3 resource areas around school – photocopy/ laminate etc
- large entrance – inner reception area. Seating area. Accessible to children
- IT – comms link
- Eating – Gym PE – staff, kids
- Assembly – collective worship
- SEN unit – sensory room, teaching room, office
- Performance / stage
- Outdoor play area, even when raining

5 WHERE NEXT

- John, Martin, Michaela, Andy, Julie, Russell to meet 2.30 to review next steps in process
- John to prepare initial 'big school' relationship diagrams for discussion
- Next workshop 3.30 29/11/2007 to focus on exploring 'big school' / whole site – a day in the life.

